

**DT80**





## STANDARD FEATURES

High Torque Drive system  
 Extreme Gradeability - market leading  
 Rear Oriented Boom position  
 Auto Levelling Basket  
 Maximum Approach Angle - market leading  
 OSHA and ANSI 92.20 Standards certified  
 High Pressure Water/Air connection to Basket  
 Automatic Stabilization  
 Negative Working Height - market leading  
 Remote Management and Diagnostic software  
 Up & Over - market leading  
 Invisible Boom

## ADDITIONAL/OPTIONAL FEATURES

Brushes for Boom protection	Custom Paint Options available (Upper and Lower sections)
Optional 1 Man Basket	Electro pump 110V
Optional Cages	Cage for materials handling
Optional Crane Hook	Extra Large Basket
16' Wire Control, control at ground	Fiberglass Basket
Radio Control	Hook & Crane certification
Auto-close Functionality	



## TECHNICAL SPECIFICATIONS

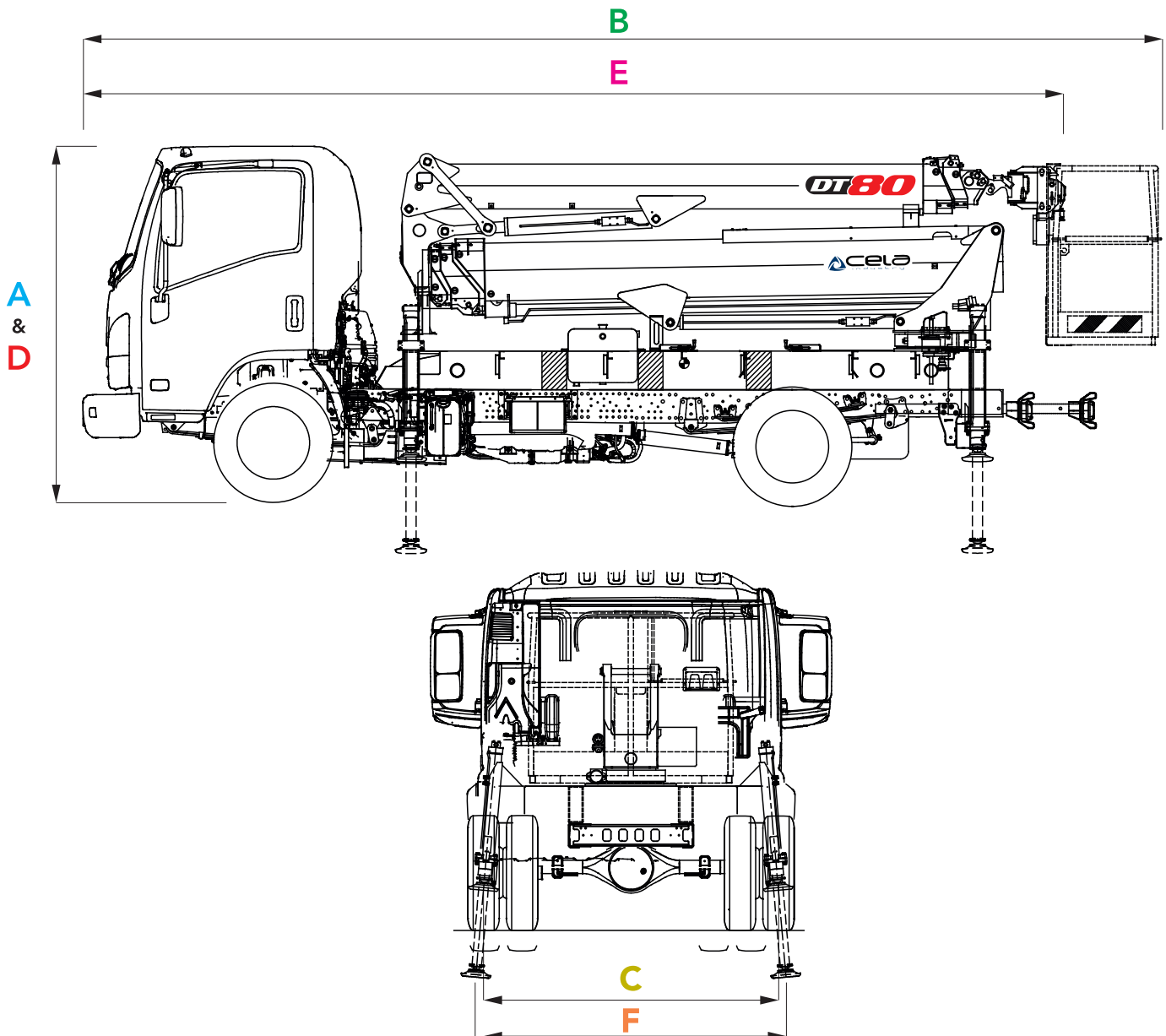
### MEASUREMENTS

<b>A</b>	Height Stowed with basket	7' 6"
<b>B</b>	Overall Length with basket	22' 11"
<b>C</b>	Overall Width with outrigger closed	6' 11"
<b>D</b>	Height Stowed without basket	7' 6"
<b>E</b>	Overall Length without basket	20' 11"
<b>F</b>	Overall Width with outrigger open	7' 3"
	Length outrigger footprint	12'

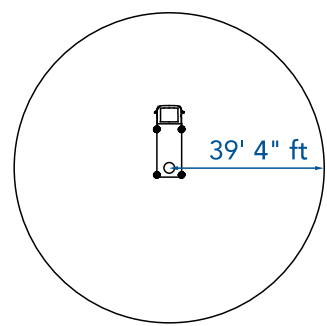
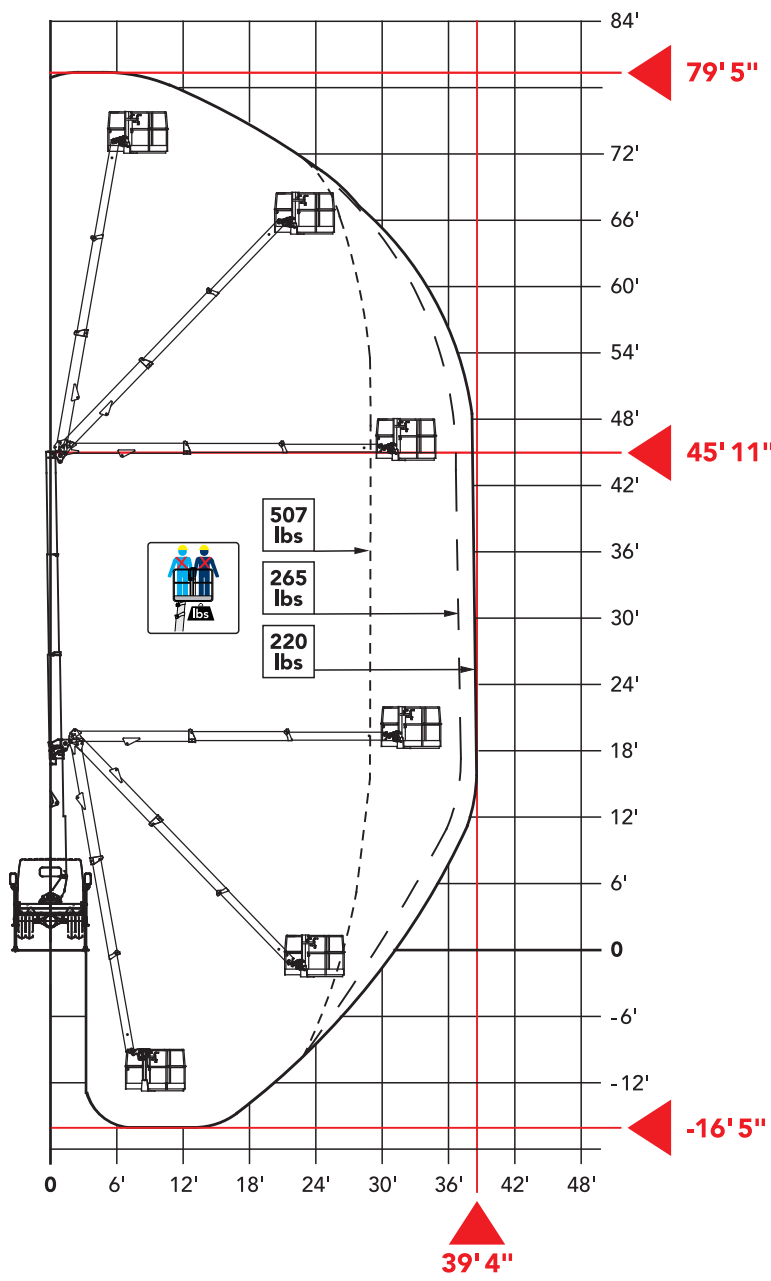
Total weight 12864 lbs

### PERFORMANCE

Platform working height (max)	79' 5"
Horizontal outreach (max)	39' 4"
Negative work	- 16' 5"
Up & over clearance	45' 11"
Basket Capacity	507 lbs
Hook Capacity	573 lbs
Basket rotation	180°
Turret rotation	720°
Maximum approach angle	23 °
Longitudinal maximum gradient of the ground	7 %
Lateral maximum gradient of the ground	9 %
Standard power source	Diesel
Optional power source	Electro pump



720° CONTINUOUS



**We fly all over**

39' 4" ft

45' 11" ft

**Authorized height landing**

**Multipurpose lifting options**

2' 3" ft

4' 6" ft

5' 9" ft

**Like an elevator**

45' 11" ft

